

EDU-VET

2nd Internal Evaluation Report

- Project Title:** E-Learning, Digitisation and Units for Learning at
VET schools – Creating online Learning
Environments in Technical Education for European metal industry
- Acronym:** EDU-VET
- Reference number:** **2019-1-DE02-KA202-006068**
- Project partners:**
- P1 University Paderborn (UPB), DE
 - P2 Ingenious Knowledge GmbH (IK), DE
 - P3 Berufskolleg Bocholt-West (BKBW), DE
 - P4 Lancaster and Morecambe College (LMC), UK
 - P5 Centro Integrado de Formación Profesional Someso (CIFP), ES
 - P6 Stichting BE Oost-Gelderland (SBEOG), NL

Agenda

1. Setting of the testing and target group.....	3
2. Quantitative and qualitative data	3
3. Summary.....	16

1. Setting of the testing and target group

This report represents the 2nd Internal Evaluation for the international Erasmus+ - project EDU-VET (E-Learning, Digitisation and Units for Learning at VET schools – Creating online Learning Environments in Technical Education for European metal industry).

The Internal Evaluation was conducted from the 16th to 31st of December 2020 with the online tool Lime Survey. The survey was divided into eight question parts which includes 15 questions in total. The survey consisted of open and closed questions. The eight participants were from Germany, UK, Spain and the Netherlands.

Following you will get detailed insights in the survey results of the project.

2. Quantitative and qualitative data

Question 1:

As you can see in table 1, all participants think that the project will match the needs of the target groups completely.

Evaluated aspect N=6	Yes, completely.	Yes, in most aspects.	No, there are some parts missing.	Σ
In general: Do you think that the project will match/ serve the needs of the target groups?	3 (50.00 %)	3 (50.00 %)	0 (0.00 %)	6

Table 1: Evaluation result – Question 1

In general: Do you think that the project will match/ serve the needs of the target groups?



Figure 1: Evaluation result – Question 1

Question 2:

According to question 2, most participants rate their answers on the item 'Yes, completely', which means that the project achieves its objectives so far.

Evaluated aspect N=6	Yes, completely.	Yes, in most aspects.	No, there are some parts missing.	Σ
Did the project achieve its objectives (IOs and activities) so far?	5 (83.33 %)	1 (16.67 %)	0 (0.00 %)	6

Table 2: Evaluation result – Question 2

Did the project achieve its objectives (IOs and activities) so far?

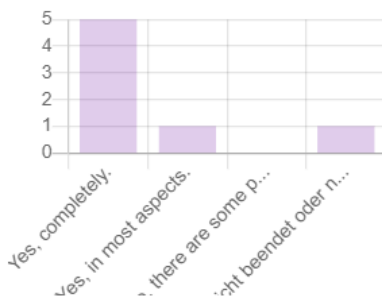


Figure 2: Evaluation result – Question 2

Question 3:

Table 3 illustrates the evaluated aspect regarding any concerns with the projects' quality of the management or collaboration. The majority has indicated 'No' (62.50 %). But also one participant has marked 'Yes'. The reason is that the communication suffers from the Corona pandemic as no face-to-face meetings can currently take place.

Evaluated aspect N=7	Yes	No	No answer	Σ
Do you have any concerns with the quality of the management or collaboration of the project so far?	1 (14.28 %)	5 (71.42 %)	1 (14.28 %)	7
If "yes", why? Please explain (N=1)				
<ul style="list-style-type: none"> <i>I feel that the communication is not as effective as on some other projects we have worked on and this has been further impacted by the fact we are not able to meet and have meaningful dialogue in person, due to the C-19 situation.</i> 				

Table 3: Evaluation result – Question 3

Do you have any concerns with the quality of the management or collaboration of the project so far?

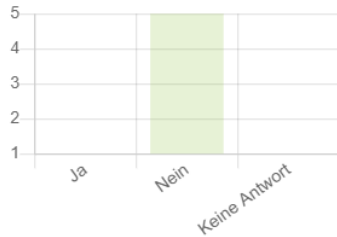


Figure 3: Evaluation result – Question 3

Question 4:

Table 4 illustrates the evaluated aspect of partners contribution contribute towards the achievements of the project objectives of the EDU-VET topic. All partners agree with this statement (in most aspects).

Evaluated aspect N=6	Yes, completely.	Yes, in most aspects.	No	Σ
Up to now - Did the project partners contribute towards the achievements of the project objectives?	3 (50.00 %)	3 (50.00 %)	0 (0.00 %)	6
If "No", why? Please explain (N=0)				
<ul style="list-style-type: none"> No answer 				

Table 4: Evaluation result – Question 4

Up to now - Did the project partners contribute towards the achievements of the project objectives?

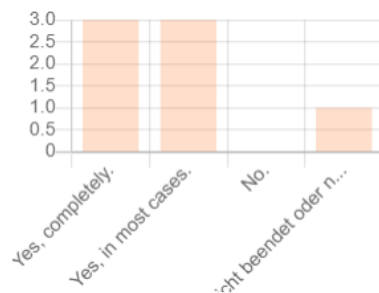


Figure 4: Evaluation result – Question 4

Question 5:

The next question 5 intends to the using of project resources. The remaining partners (66.67 %) have chosen ‚Yes, completely‘, which means that the project resources were used in an appropriate way. The rest of the participants 33.33 %) find that this aspect agrees in most cases.

Evaluated aspect N=6	Yes, completely.	Yes, in most aspects.	No, they weren't.	Σ
Were the project resources used in an appropriate way?	4 (66.67 %)	2 (33.33 %)	0 (0.00 %)	6
If "No", why? Please explain (N=0)				
<ul style="list-style-type: none"> No answer 				

Table 5: Evaluation result – Question 5

Were the project resources used in an appropriate way?

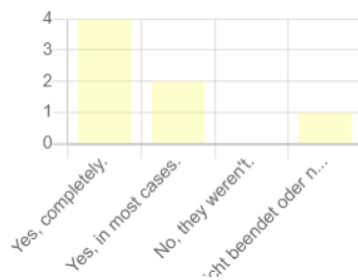


Figure 5: Evaluation result – Question 5

Question 6:

According to the project time-frame the documents were shared in a timely-manner. This will be confirmed completely by 75.00 % of the participants. The results of the internal survey and the second interim report show here a match. This means that the project has no time delays.

Evaluated aspect N=8	Yes, in most aspects.	No, they weren't.	No answer	Σ
Up to now- Were all documents and information shared in a timely manner?	6 (75.00 %)	0 (00.00 %)	2 (25.00 %)	8
If "No", why? Please explain (N=0)				
<ul style="list-style-type: none"> No answer 				

Table 6: Evaluation result – Question 6

Up to now- Were all documents and information shared in a timely manner?

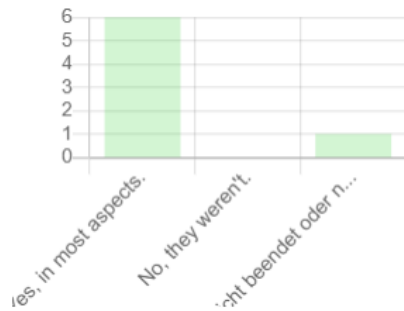


Figure 6: Evaluation result – Question 6

Question 7.1:

The following Question 7 asks about a system for keeping versions of each document. Unfortunately, over 57 % of the participants don't answer this question. Therefore, the results can only be evaluated in a very limited way. Nevertheless, 28.57 % of the partners agree with the statement.

Evaluated aspect N=7	Yes.	No.	No answer	Σ
Is there a system for keeping versions of each document?	2 (28.57 %)	1 (14.28 %)	4 (57.14 %)	7

Table 7: Evaluation result – Question 7.1

Is there a system for keeping versions of each document?

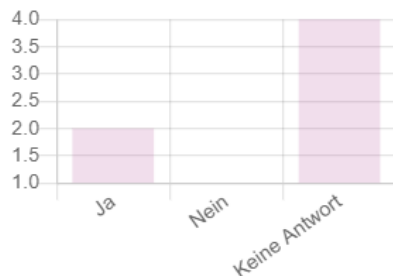


Figure 7: Evaluation result – Question 7.1

Question 7.2:

Concerning to the project time-frame the deliverables were prepared in a timely-manner. This will be confirmed completely by 16.67 % and in most cases by 66.67 % of the participants (see table 8; figure 8). This means that the Corona pandemic has no significant effect on the preparation of the deliverables of the Intellectual Outputs in this project. But one person points out the very difficult cooperation with companies that has prevailed since the Corona pandemic, so that the quality of the documents is indirectly affected. These aspect will be already mentioned in the following question.

Evaluated aspect N=6	Yes.	Yes, in most cases.	No answer.	Σ
Up to now- Were the deliverables of the IOs prepared according to the projects time-frame despite Corona?	1 (16.67 %)	4 (66.67 %)	1 (16.67 %)	6
If "No", why? Please explain (N=1) <ul style="list-style-type: none"> • <i>Corona has impacted on our ability to work in partnership with employers and our tutors are not able to support with some of the work & the dissemination, as we had hoped, due to their increased workload (teaching more classes with fewer students etc)</i> 				

Table 8: Evaluation result – Question 7.2

Up to now- Were the deliverables of the IOs prepared according to the projects time-frame despite Corona?

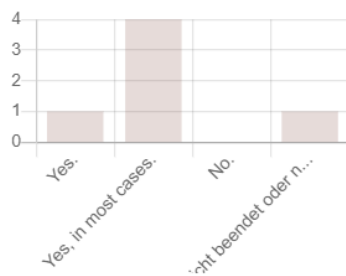


Figure 8: Evaluation result – Question 7.2

Question 8:

Nevertheless, the results of the survey indicate not only that the project has no delays, but also that the project results meet a high standard despite the Covid-19 pandemic. With 66.67 %, majority indicates that they agree with this view in most aspects (see table 9; figure 9).

Evaluated aspect N=6	Yes, completely.	Yes, in most aspects.	No, they weren't.	Σ
Up to now- Were all deliverables prepared according to high standards despite Corona?	2 (33.33 %)	4 (66.67 %)	0 (0.00 %)	6

Table 9: Evaluation result – Question 9

Up to now- Were all deliverables prepared according to high standards despite Corona?

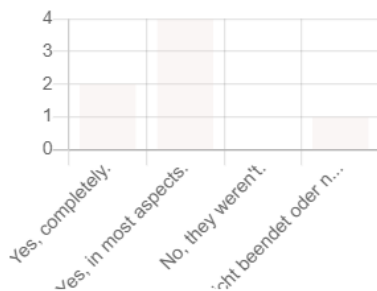


Figure 9: Evaluation result – Question 8

Question 9:

According to the questions about the standards of assessing the quality of deliverables, the participants point out the exchange and collaboration in the team. The answers show that there are exchanges in small groups as well as in the whole project team. These take place regularly. In case of uncertainty, the project coordinator can always be consulted for support. In summary, it can be seen that the quality of the documents is based on a regular, intensive exchange at different levels.

Evaluated aspect N=8	Answers (N=4)	No answer	Σ
Up to now- Which standards were used for assessing the quality of the deliverables?	<p><i>-Exchange in the team, but also in small working groups</i></p> <p><i>-Agreements, OER standards</i></p> <p><i>-The project is well directed nu the leaders</i></p> <p><i>-It depends on the type of deliverable. Those that have to do with translations and/or similar are being carried out by workers who have a good command of the skills needed, therefore, there's no supervision. In case of any doubt, their coordinator will give support to them. For those questions that he can't answer, we always can count on the project coordinator. On the other hand, those deliverables that involve a collaborative work among a group of workers, the result is agreed with all the members of the work group and supervised by their coordinator. Our goal is meeting the results related to each one according to the project application form.</i></p>	4 (50.00 %)	8

Table 10: Evaluation result – Question 10

Question 10:

The results in table11 give a closer look to which IOs have a high standard. These IOs and deliverables are evaluated as (very) good in average. There exists not a single IO that was evaluated badly so far. The IO1 (50.00 % = great- very good quality), IO2 (66.67 % = great- very good quality), IO3 (33.33 % = great- very good quality) and IO5 (33.33 % = great- very good quality) were rated best. This is probably due to the fact that these IOs are all very well developed or that they are in a productive process of creation at the moment. IO4 and IO6 are currently still in preparation.

Evaluated aspect N=6	excellent-high quality	great-very good quality	good-good quality	OK-adequate quality	weak-weak quality	bad- bad quality	Σ
Up to now- Rate the quality of the results and deliverables of IO1, which existed so far.	0 (0.00%)	3 (50.00%)	3 (50.00%)	0 (0.00%)	0 (0.00%)	0 (0.00%)	6
Up to now- Rate the quality of the results and deliverables of	0 (0.00%)	4 (66.67%)	2 (33.33%)	0 (0.00%)	0 (0.00%)	0 (0.00%)	6

IO2, which existed so far.							
Up to now- Rate the quality of the results and deliverables of IO3, which existed so far.	0 (0.00%)	2 (33.33%)	4 (66.67%)	0 (0.00%)	0 (0.00%)	0 (0.00%)	6
Up to now- Rate the quality of the results and deliverables of IO5, which existed so far.	0 (0.00%)	2 (33.33%)	3 (50.00%)	1 (16.67%)	0 (0.00%)	0 (0.00%)	6

Table 11: Evaluation result – Question 10

Up to now- Rate the quality of the results and deliverables of IO1, which existed so far.

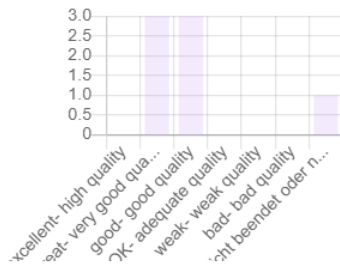


Figure 10: Evaluation result – Question 10

Up to now- Rate the quality of the results and deliverables of IO2, which existed so far.

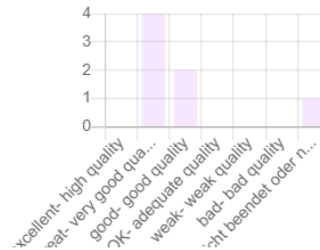


Figure 11: Evaluation result – Question 10

Up to now- Rate the quality of the results and deliverables of IO3, which existed so far.

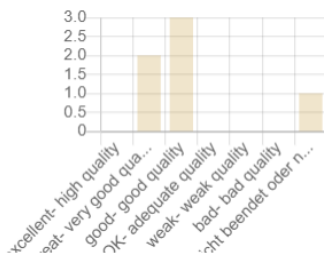


Figure 12: Evaluation result – Question 10

Up to now- Rate the quality of the results and deliverables of IO5, which existed so far.

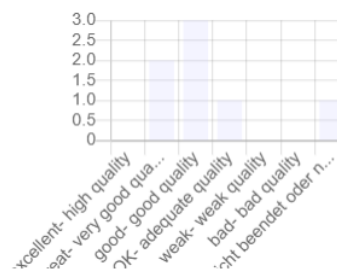


Figure 13: Evaluation result – Question 10

Question 11:

Question 11 asks for the relevance of IO5. The results show that the partners think that it is very helpful for the learners to search for best practices. Therefore, the combination of theory and practical examples leads to a high learning success. Nevertheless, the Corona pandemic makes it difficult to acquire companies, as it is difficult to establish contact with companies.

Evaluated aspect N=8	Answers (N=5)	No answer	Σ
In relation to IO5, you should search for best practices. Do you think it is helpful for the project and the target group?	<p><i>-Yes, learners will get an insight into best-practices. Good preparation for the professional world</i></p> <p><i>-Yes. It will help to get a better orientation and offers ways to deal with all challenges.</i></p> <p><i>-I think the mix of the best practice is the best way</i></p> <p><i>-I think it's very useful since this examples of best practices will be a good reference for all the people and institutions interested on this project. Companies use to be more dynamic than VET institutions and are several steps ahead of us. Their approach will be enrichful for us in order to do our best to teach the future workers.</i></p> <p><i>-Yes, but again I think this will be impacted by the current situation.</i></p>	3 (37.50 %)	8

Table 12: Evaluation result – Question 11

Question 12:

The results of question 12 give a more detailed insight into what the partners are satisfied with, especially in IO2 and IO3. It shows that the partners evaluate IO2 and IO3 in overall terms as being of very good quality, even on average (see table 13). This can be seen in the module structure (40.00 % = high quality), module content (60.00 % = very good quality), module design and layout (75.00 % = good quality), learning outcomes (75.00% = very good quality) and H5P-tasks (60.00 % = very good quality).

Evaluated aspect N=5	excellent-high quality	great-very good quality	good-good quality	OK-adequate quality	weak-weak quality	bad-bad quality	Σ
In relation to IO2 and IO3, what do you think about the...							
module structure	2 (40.00%)	1 (20.00%)	2 (40.00%)	0 (00.00%)	0 (00.00%)	0 (00.00%)	5

module content	0 (00.00%)	3 (60.00%)	1 (20.00%)	1 (20.00%)	0 (00.00%)	0 (00.00%)	5
module design and layout	0 (00.00%)	1 (25.00%)	3 (75.00%)	0 (00.00%)	0 (00.00%)	0 (00.00%)	4
learning outcomes	0 (00.00%)	3 (75.00%)	1 (25.00%)	0 (00.00%)	0 (00.00%)	0 (00.00%)	4
H5P tasks	0 (00.00%)	3 (60.00%)	1 (20.00%)	1 (20.00%)	0 (00.00%)	0 (00.00%)	5

Table 13: Evaluation result – Question 12

In relation to IO2 and IO3, what do you think about the ?

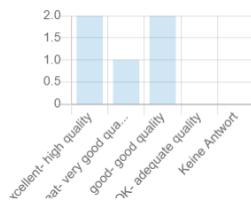


Figure 14: Evaluation result – Question 12

In relation to IO2 and IO3, what do you think about the ?

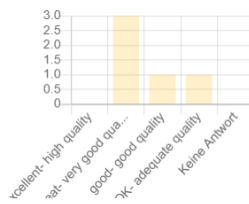


Figure 15: Evaluation result – Question 12

In relation to IO2 and IO3, what do you think about the ?

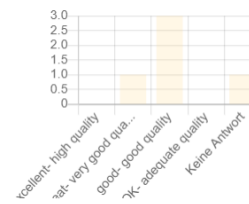


Figure 16: Evaluation result – Question 12

In relation to IO2 and IO3, what do you think about the ?

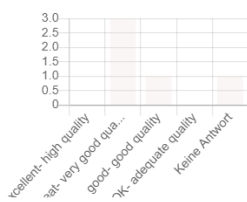


Figure 17: Evaluation result – Question 12

In relation to IO2 and IO3, what do you think about the ?

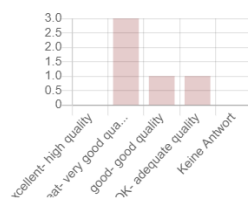


Figure 18: Evaluation result – Question 12

Question 13.1:

Question 13.1 focuses on dissemination activities. As you can see in the following table and figure that all dissemination activities completely implemented as planned.

Evaluated aspect N=8	Yes, completely.	No.	No answers.	Σ
Up to now- Were dissemination activities implemented as planned?	5 (62.50 %)	0 (37.50 %)	3 (0.00 %)	8
If "No", why? Please explain (N=0)				
<ul style="list-style-type: none"> No answers 				

Table 14: Evaluation result – Question 13.1

Up to now- Were dissemination activities implemented as planned?

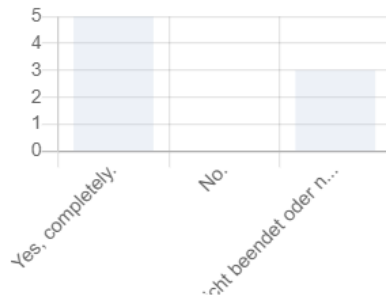


Figure 19: Evaluation result – Question 13.1

Question 13.2:

Additionally to the previous question, the partner should give insights into their dissemination activities and dissemination channels in detail. As you can see in the table the main channel is social media like Facebook, Twitter. Additionally the EDU-VET website is also an important dissemination channel. Printed materials like Newsletters, Flyers, Posters are also carry out the project information. In addition, the exchange of information with the ministry and government is an important dissemination pillar.

Evaluated aspect N=8	Answers (N=2)	No answer	Σ
Up to this point- What tools/ channels were used for dissemination and exploitation and how were they used?	-Facebook, Twitter, EDU-VET Website, Newsletter, Flyer, Online article -website, internet, social media, poster, H5P-tasks, direct contacts to ministries and government	6 (75.00 %)	8

Table 15: Evaluation result – Question 13.2

Question 14.1:

The partners agreed that the pandemic has an effect on conducting project activities. Especially the field-based research (interviews, questionnaire survey) was strongly influenced by the Corona pandemic, as personal contacts were cancelled and all research activities had to be conducted online. This will be also highlighted by the statement „Most of our collaborators cancelled their activity or

reduced it drastically. They were very busy with their own circumstances and they couldn't pay attention to our requests."

Evaluated aspect N=8	Yes.	No.	No answers.	Σ
Does the Corona pandemic has some effect on the project progression?	4 (50.00 %)	1 (12.50 %)	3 (37.50 %)	8
If "Yes", why? Please explain (N=4) <ul style="list-style-type: none"> • <i>no face to face meetings; difficulties with the field-based research. It was difficult to find participants for interviews and the questionnaire</i> • <i>Short delay. More challenges in creating the modules. Changes concerning the international meeting into an online way. Extension of the project duration.</i> • <i>The working load of the normal work is so high that the prioritization is in the normal work</i> • <i>Confinement caused some delay to carry out the activities planned for the IO's. Above all, those activities that had to do with contacting people or institutions that didn't belong to our structure. Most of our collaborators cancelled their activity or reduced it drastically. They were very busy with their own circumstances and they couldn't pay attention to our requests.</i> 				

Table 16: Evaluation result – Question 14.1

Question 14.2

Although the partners expressed concerns regarding the effects of the Corona crisis on the project activities, the majority is confident that the Corona pandemic will not have a negative impact on the success of the project outcomes (see table 17, figure 20).

Evaluated aspect N=8	I totally disagree	I disagree	None	I agree	I totally agree	No answer	Σ
Do you agree that the project success will not be affected by the Corona pandemic?	0 (0.00%)	1 (12.50%)	0 (0.00%)	3 (37.50%)	1 (12.50%)	3 (37.50%)	8

Table 17: Evaluation result – Question 14.2

Do you agree that the project success will not be affected by the Corona pandemic?

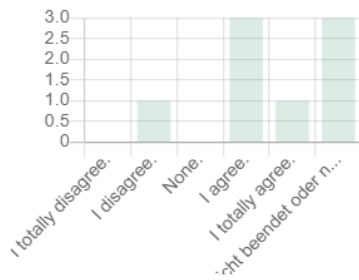


Figure 20: Evaluation result – Question 14.2

Question 15:

The results of the last question show that the partners are quite happy with the project activities, contents and dissemination activities because all partners, because no partner has expressed concerns. This is also confirmed by the answer “Great cooperation and support of all partners” (see table 18).

Evaluated aspect N=8	Answers (N=1)	No answer	Σ
Do you have further comments concerning the project activities, contents, dissemination activities etc.?	-Great cooperation and support of all partners	7 (87.50 %)	8

Table 18: Evaluation result – Question 15

3. Summary

The results of the 2nd Internal Evaluation shows clearly that the project process of EDU-VET proceeded successful as positive for all project partners. The partners show a high satisfaction with the collaboration among the EDU-VET project. Nevertheless, all partners express concerns regarding the Corona crisis. It is emphasised that project work has been made more difficult since the pandemic. This is evident, for example, in field-based research or in cooperation with companies or in the project team. At present, these activities can only be carried out online. Despite all the circumstances, the partners are confident and are doing their best, so that the project can be completed successfully.

The development process of IO1, IO2, IO3, IO4 and IO5 are currently running. IO1 (Summary Research Report) will be finished until end of January 2021. Additionally, IO2 and IO3 are in the middle of the processing phase. IO4 will be launched at the end of 2020. At the moment, the framework concept is being revised in relation to the handbook creation, so that all partners can start writing the chapters of the handbook latest at the beginning of February 2021. Concerning IO5, the acquisition of the best



practices is very difficult because of the reduction of personal contact due to the pandemic. As the IO5 is still running until the end of this year 2021, this IO5 is not time-critical. IO6 has not yet started. The partners of EDU-VET are sure, that the project results match and serve the needs of the target group.

Particularly, a regular exchange is very important to all partners. The collaboration and exchange take place in small groups and/or in the whole project team. Due to the Corona pandemic and the elimination of face-to-face meetings, regular meetings are more important than ever. The meetings take place online via Skype or Zoom.

Besides, the project partners are satisfied with their dissemination activities. In this context, they prefer following dissemination channels:

- Social Media (Facebook, ...)
- Internet-based activities (Project website,...)
- Paper-based activities (Posters, flyer,...)
- Project performance-based activities (Project website, contact to ministries and governmental institutions...)

In summary, all partners look forward to the project issues. The team is confident that the project can be successfully completed despite the corona crisis.