



Mountains of absolutely terrifying height
MATH
VG-IN-NW-17-24-035644

Co-funded by the
Erasmus+ Programme
of the European Union



Evaluation Report about 3rd MATH-Development Conference

13th-15th of November, 2018

CEIP Tomás Romojaro – Toledo (Spain)

Project Title: Mountains of absolutely terrifying height

Acronym: MATH

Reference number: VG-IN-NW-17-24-035644

Hosting partner: CEIP Tomás Romojaro - Spain





Setting of the testing and target group

This report presents the results of 3rd MATH-Meeting (MATH-Development Conference) of European Erasmus+ - project “MATH (Mountains of absolutely terrifying height)”.

The 3rd MATH-Meeting took place in Toledo. This evaluation document shall give an overview of the feedback about the partner meeting of the MATH project, hosted by CEIP Tomás Romojaro in Spain. This report includes the workshops content, the workshops design, the coordination and the results of the workshops. The number of participants were $n = 4$.

The results of this questionnaire are the following:

Quantitative data

In table 1, we can observe that most of the participants were satisfied in general with the meeting content. This is also shown by the results that most participants agree that the whole content corresponded to their needs and expectations.

Furthermore, 100 % total agree that the topics of the MATH meeting were interesting and 75 % think that the MATH serious game approach is important for learning math in an innovative way (see figure 1).

Meeting Content

Evaluated aspect	1 I totally disagree	2 I disagree	3 Neutral	4 I agree	5 I totally agree	I don't know	Σ
1. I was interested in the topics of this MATH meeting.					4 (100%)		4
2. This MATH meeting lived up to my expectations.					4 (100%)		4
3. The MATH serious game approach is important for learning math in an innovative way.				1 (25%)	3 (75%)		4

Table 1: Evaluation meeting content



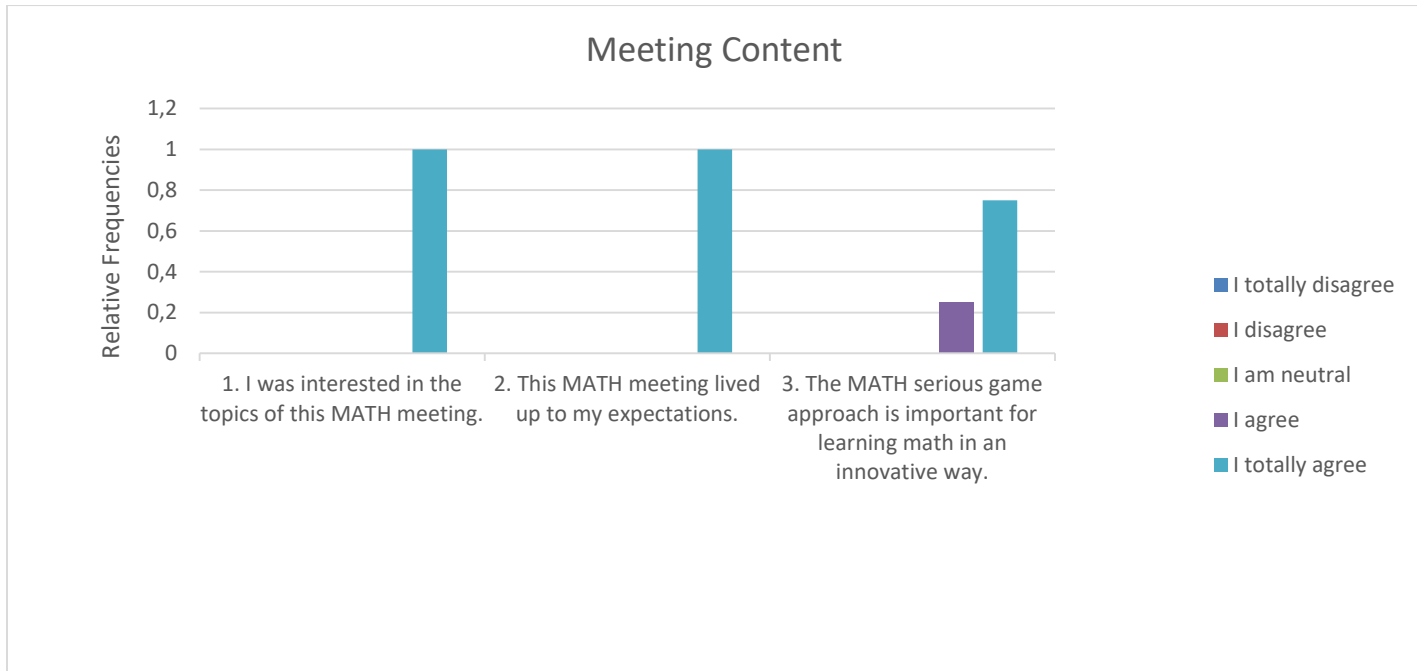



Figure 1: Results of meeting content

Overall, the participants evaluate meeting design very positive. Especially the meeting objectives became very clear to 100 % of the participants (see figure 2). As table 2 shows, 100 % total agree that the difficulty level of MATH meeting was appropriate, and all participants think that the MATH meeting was helpful.

Meeting Design

Evaluated aspect	1 I totally disagree	2 I disagree	3 Neutral	4 I agree	5 I totally agree	I don't know	Σ
4. The meeting objectives became clear to me.					4 (100%)		4
5. The difficulty level of this MATH meeting was appropriate.					4 (100%)		4
6. The MATH meeting was helpful.					4 (100%)		4

Table 2: Evaluation meeting design



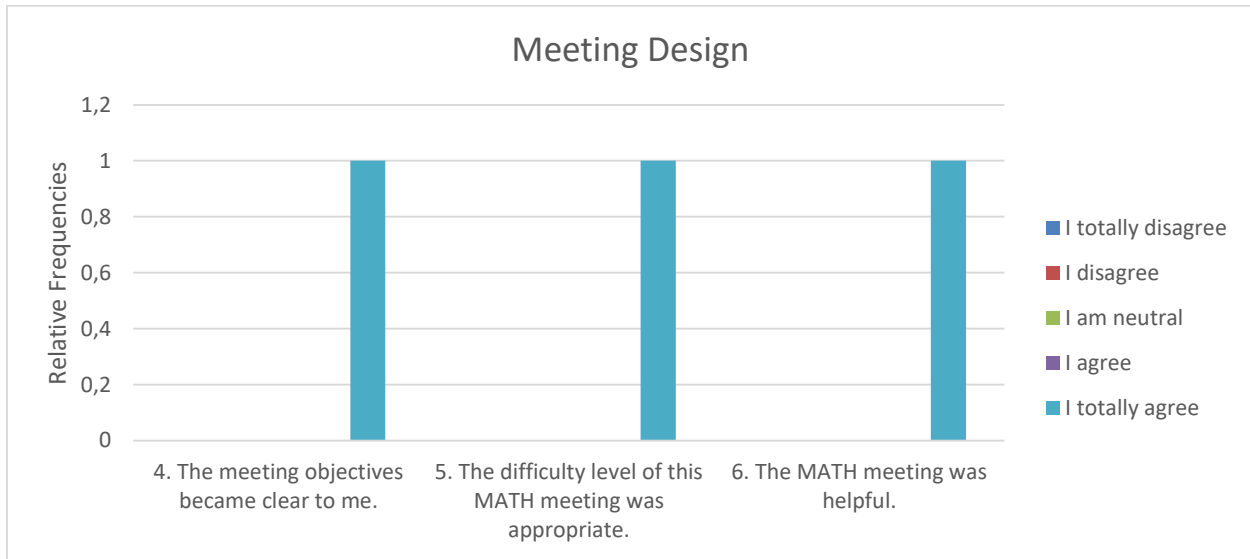



Figure 2: Results of meeting design

Most participants were positive regarding the meeting facilitator and coordination (see table 3). Besides all participants were total agree with the coordination and preparation of the meeting (see figure 3).

Meeting Facilitator/ Coordination

Evaluated aspect	1 I totally disagree	2 I disagree	3 Neutral	4 I agree	5 I totally agree	I don't know	Σ
7. The coordination of the MATH meeting was well prepared.					4 (100%)		4
8. The coordination of the meeting was helpful.					4 (100%)		4

Table 3: Evaluation meeting facilitator/ coordination



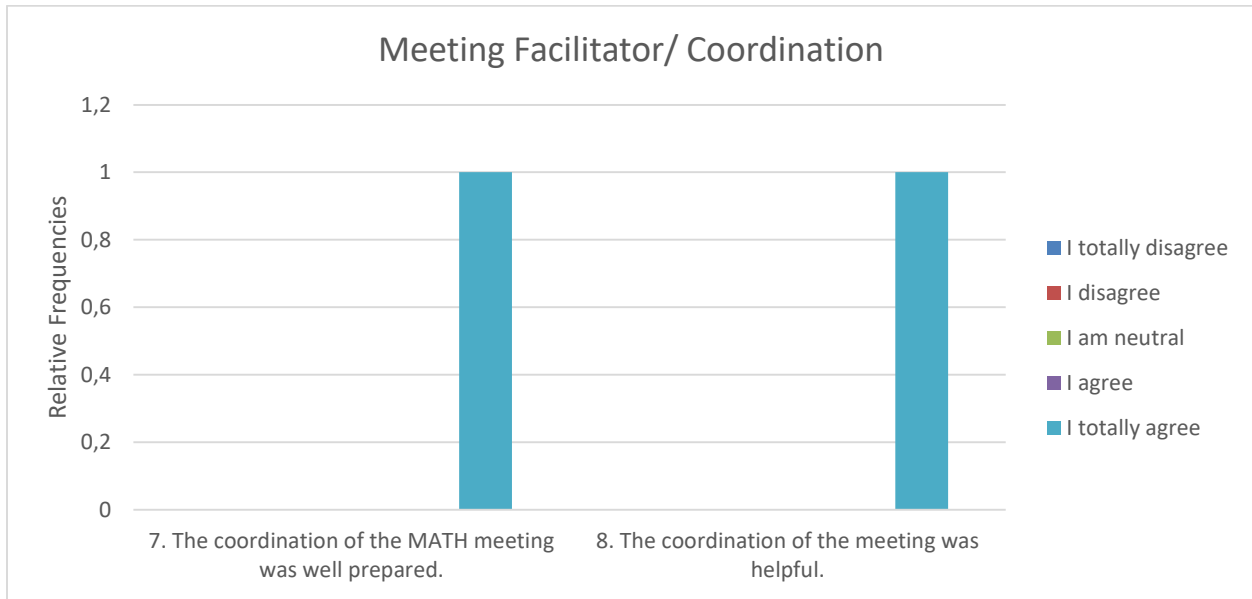



Figure 3: Results of meeting facilitator/ coordination

As you can see in table 4, all participants were total agree with the meeting results. Besides, 25 % were neutral regarding aspect “I learned several interesting things about MATH and Serious Game”, but over 75 % agree with this point (see figure 4).

Meeting Results

Evaluated aspect	1 I totally disagree	2 I disagree	3 Neutral	4 I agree	5 I totally agree	I don't know	Σ
9. I am happy with the meeting results.					4 (100%)		4
10. I learned several interesting things about MATH and Serious Game.			1 (25%)		3 (75%)		4

Table 4: Evaluation meeting results



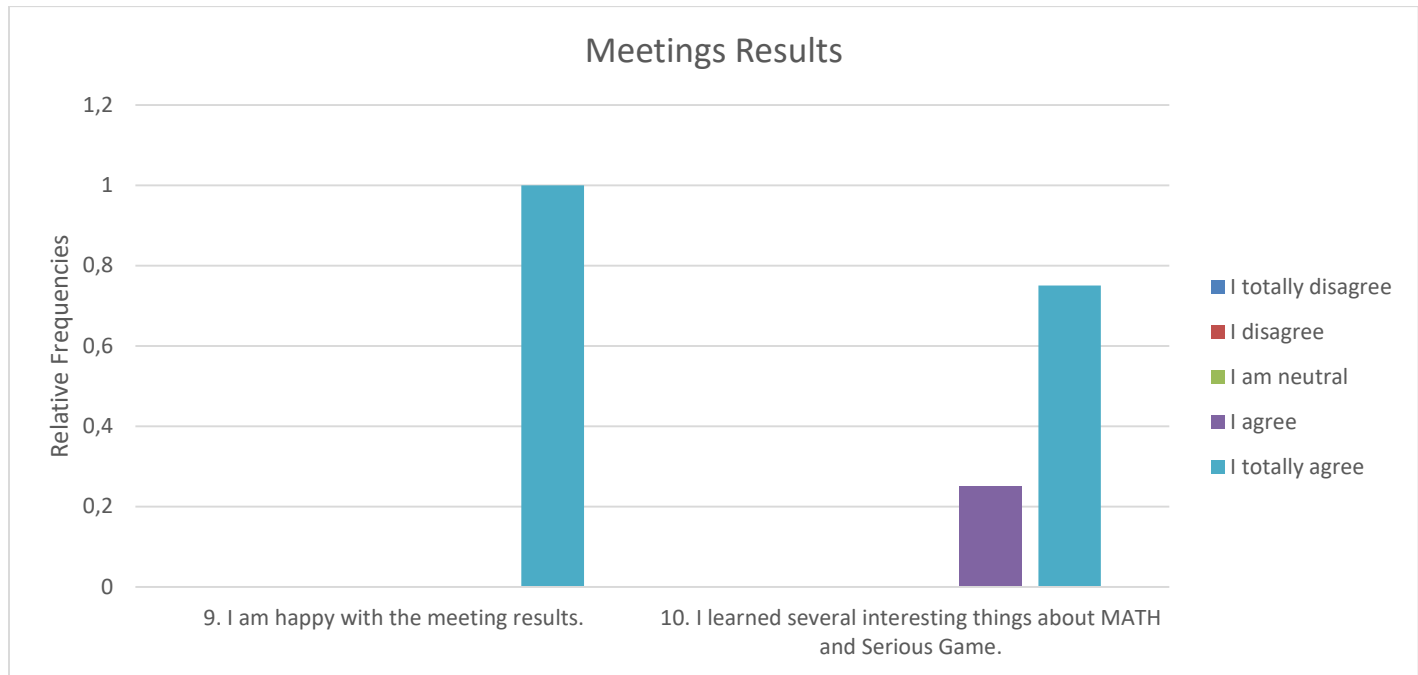



Figure 4: Results of meeting results

Qualitative data:

Furthermore, the results of the qualitative data show that the participants are motivated and interested in the project and are very happy to be involved in this project. This is also underlined by the answer “It was perfect” (see table 5).


N=3

Question	Answer
What other improvements would you recommend in the workshop?	<ul style="list-style-type: none"> • Thanks, for hosting is in such an excellent way. • It was perfect.

Table 5: Results of qualitative data

Summary

In summary the target group is very satisfied regarding the meeting content, design, facilitator/ coordination and results which is also underlined by the results this evaluation.



Mountains of absolutely terrifying height

MATH

VG-IN-NW-17-24-035644

Co-funded by the
Erasmus+ Programme
of the European Union

